



Las Vegas Stadium Authority

May 23, 2019



BUDGET ADJUSTMENTS

- **Added Scope**
- **Enhancement of Existing Scope**
- **Extend Building Component Lifespan**
- **Improve Operational Efficiencies & Safety**



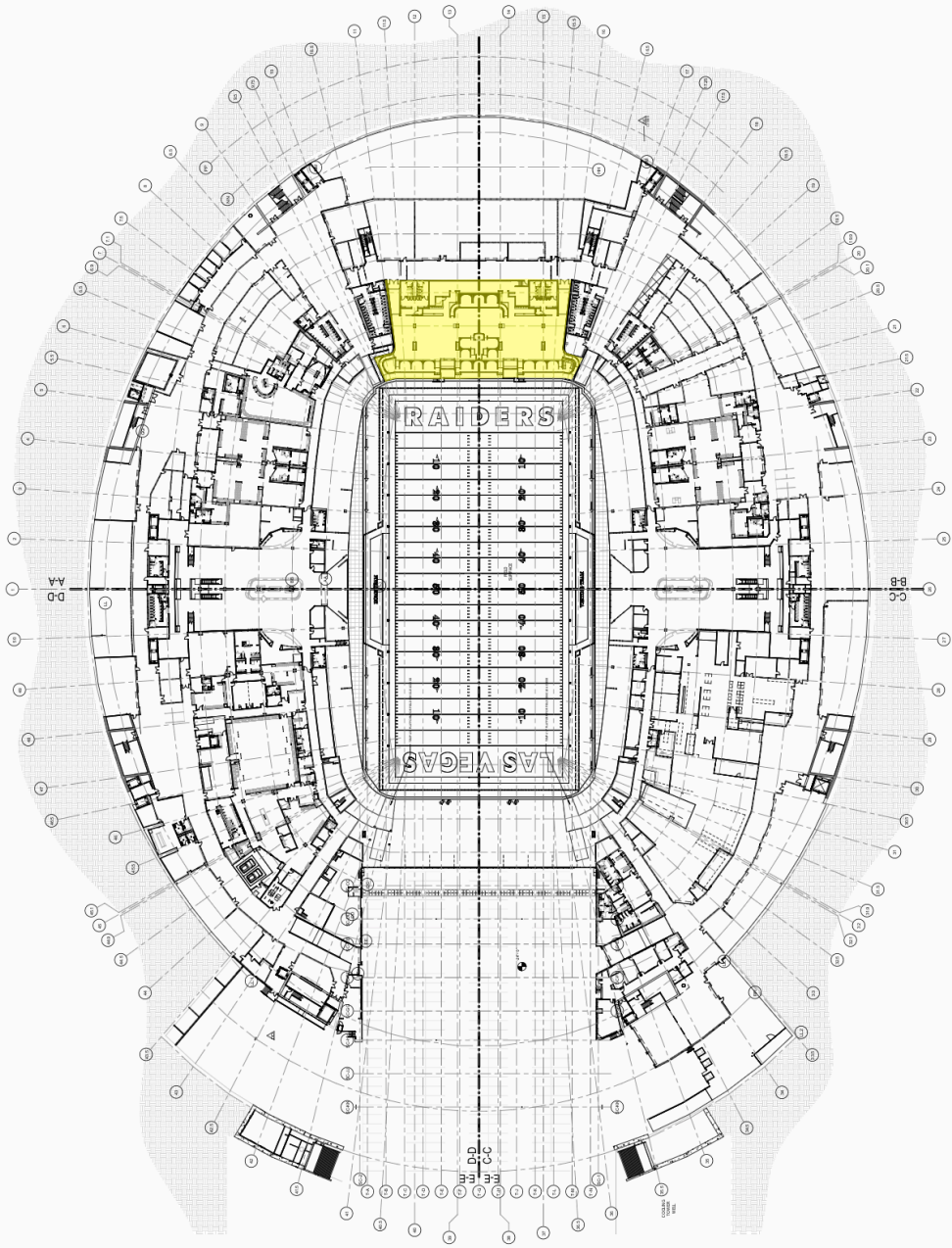
BUDGET ADJUSTMENTS



DESCRIPTION	AMOUNT
North End Zone Field-Level Club	\$10 million
Added Suites	\$8 million
Additional Exterior Restrooms	\$2 million
Exterior Plaza Security & Aesthetic Enhancements	\$4 million
Fixtures & Art in Architecture Upgrades	\$10 million
Information Technology & Communications Upgrades	\$4 million
Seating & Building Operations Systems Life-Cycle Upgrades	\$2 million

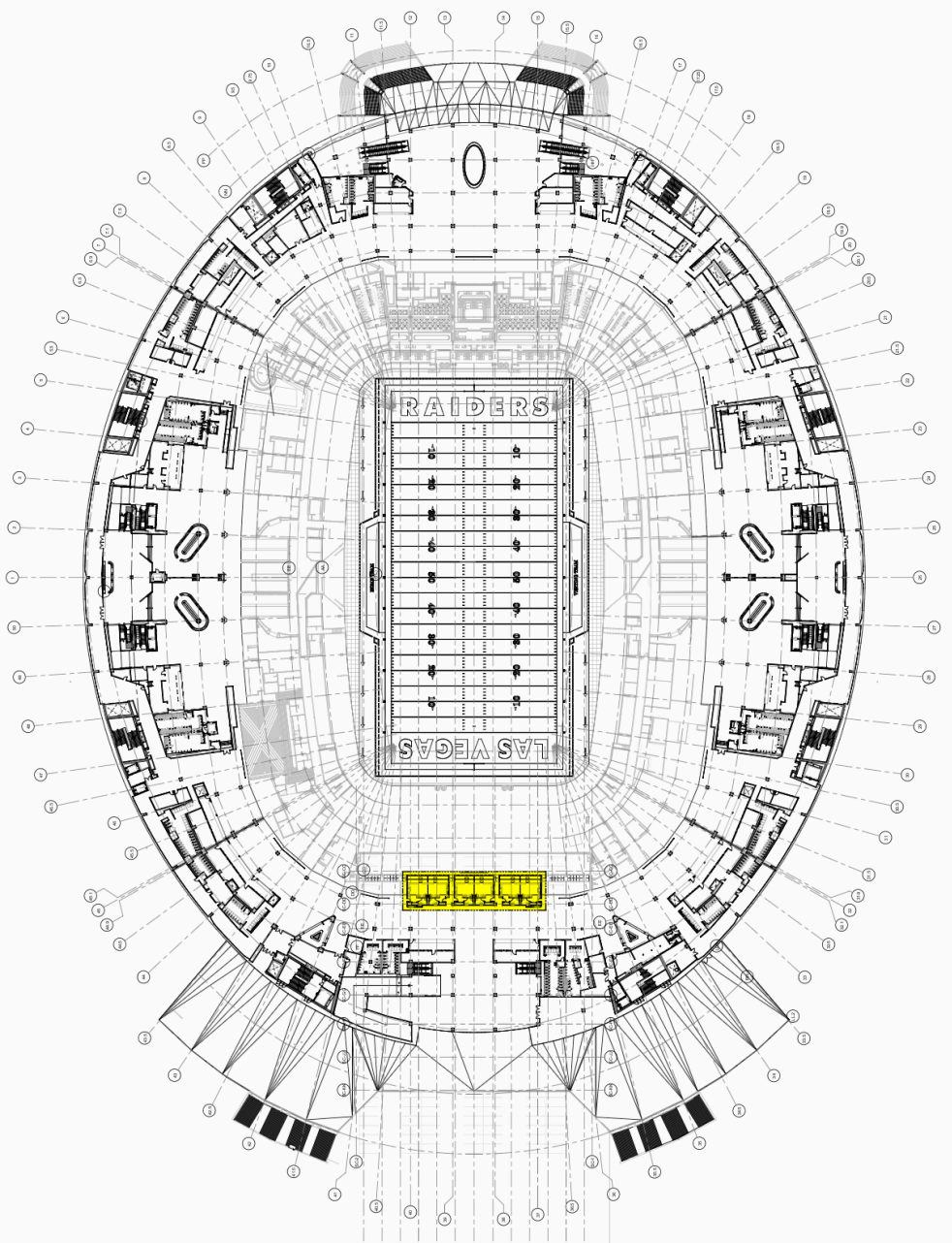


END ZONE FIELD CLUB



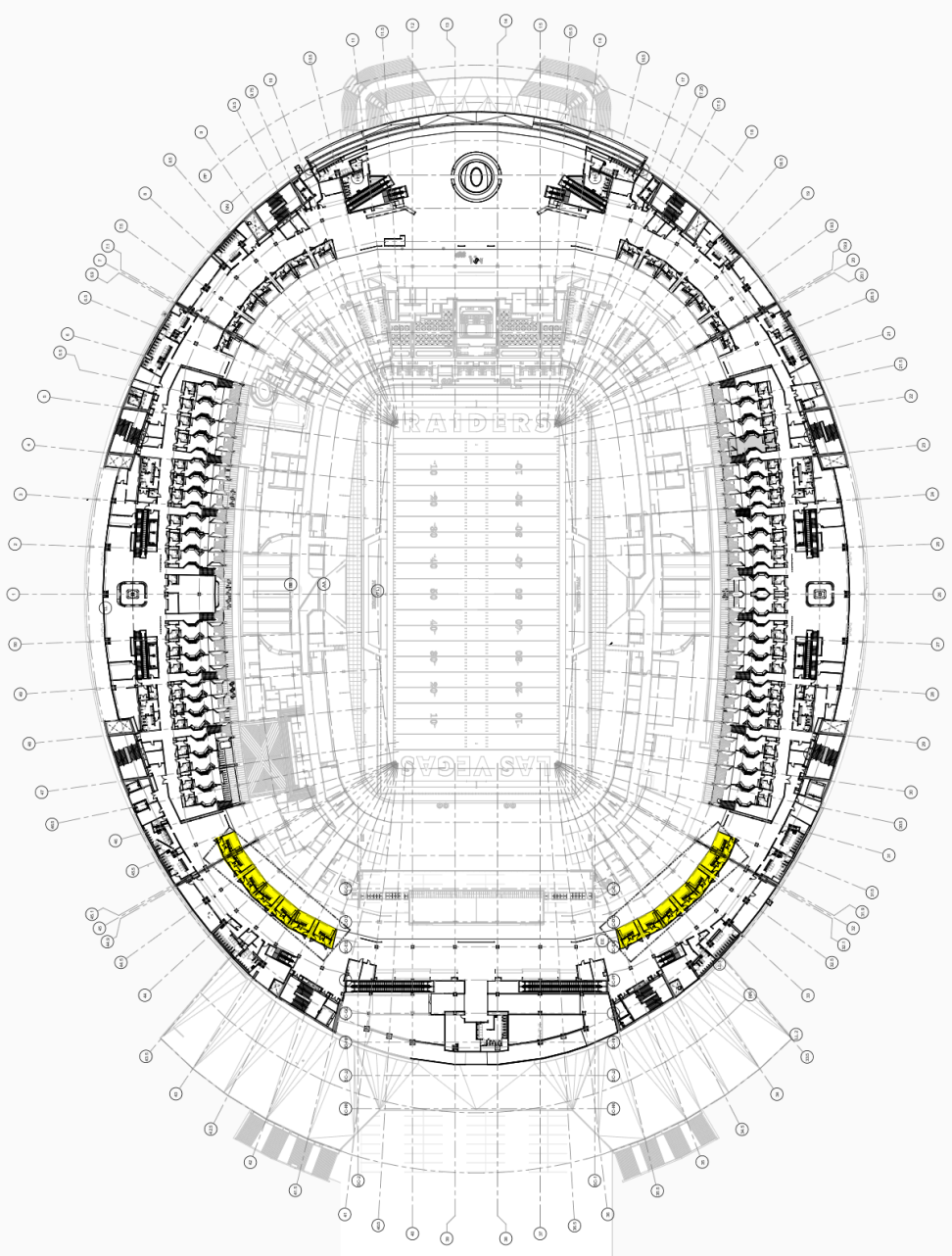


ADDED SUITES



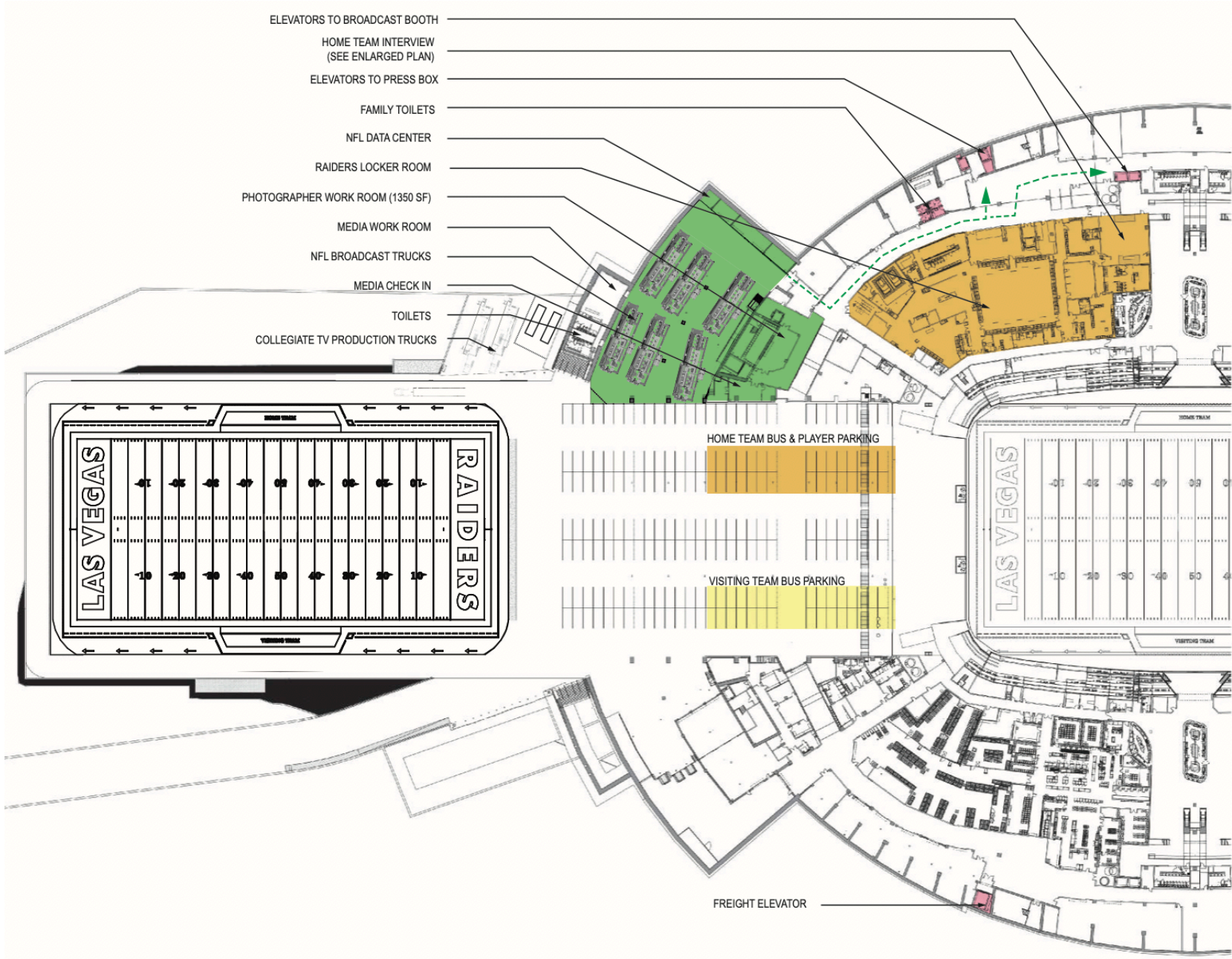


ADDED SUITES





ADDED RESTROOMS & MEDIA SUPPORT



- ELEVATORS TO BROADCAST BOOTH
- HOME TEAM INTERVIEW (SEE ENLARGED PLAN)
- ELEVATORS TO PRESS BOX
- FAMILY TOILETS
- NFL DATA CENTER
- RAIDERS LOCKER ROOM
- PHOTOGRAPHER WORK ROOM (1350 SF)
- MEDIA WORK ROOM
- NFL BROADCAST TRUCKS
- MEDIA CHECK IN
- TOILETS
- COLLEGIATE TV PRODUCTION TRUCKS

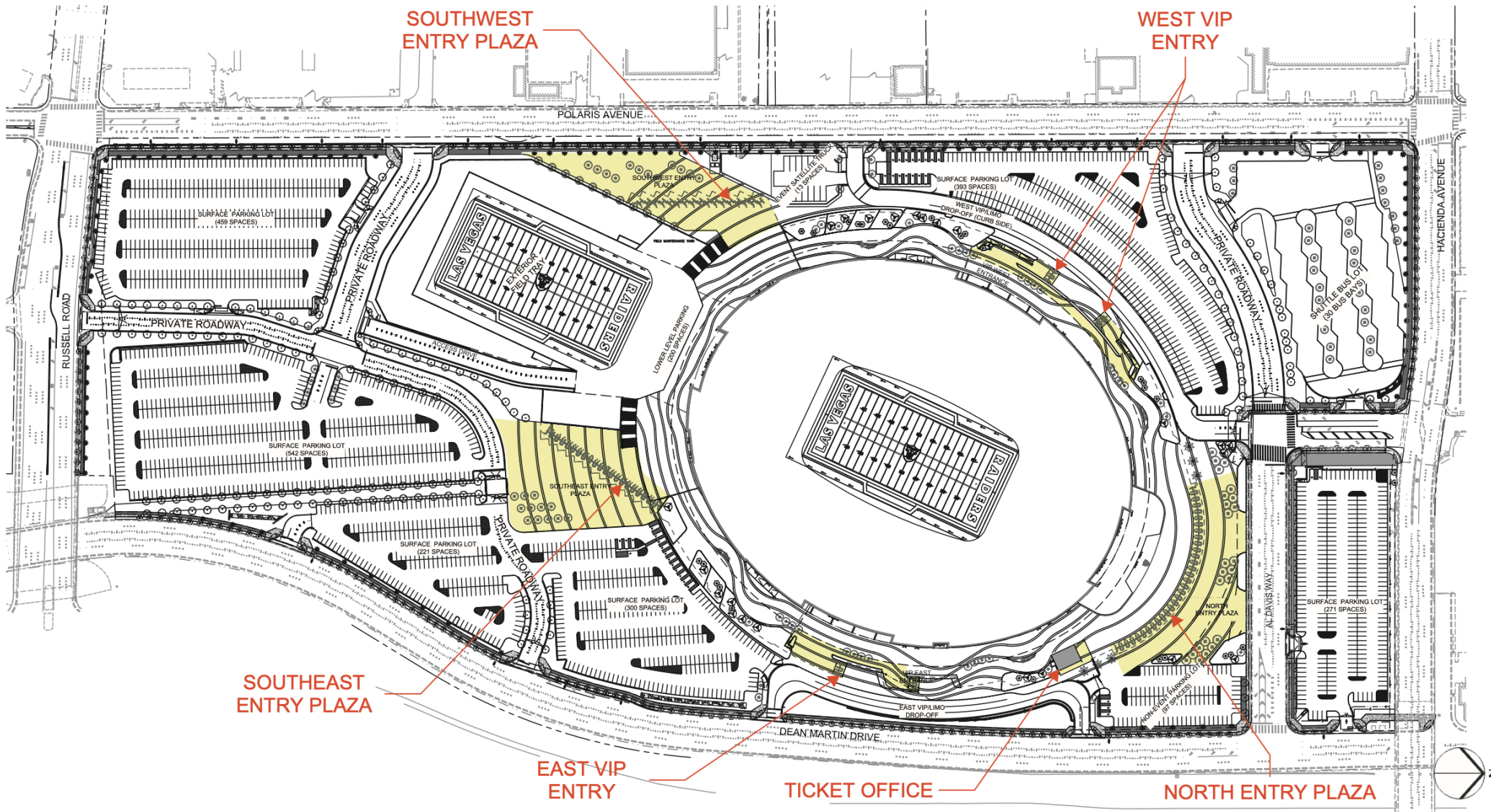
HOME TEAM BUS & PLAYER PARKING

VISITING TEAM BUS PARKING

FREIGHT ELEVATOR



EXTERIOR PLAZA ENHANCEMENTS





REVISED BUDGET



	PRIOR	REVISED	EXPENDED	BALANCE
Raiders Equity Contribution	\$890,000,000	\$930,000,000	\$497,852,245	\$432,147,755
Raiders NFL G-4 Contribution	\$200,000,000	\$200,000,000	\$70,280,854	\$129,719,146
County Bond Proceeds & Room Tax	\$750,000,000	\$750,000,000	\$311,880,010	\$438,119,990
Other	\$0	\$0	\$0	\$0
TOTAL STADIUM DEV'T SOURCES	\$1,840,000,000	\$1,880,000,000	\$880,013,109	\$999,986,891
Stadium Land Acquisition	\$77,793,103	\$77,793,103	\$77,793,103	\$0
Stadium Construction	\$1,334,455,080	\$1,373,418,284	\$592,391,486	\$781,026,798
Stadium Furniture, Fixtures & Equip't	\$122,854,543	\$123,109,868	\$767,769	\$122,342,099
Stadium Design, Eng & Soft Costs	\$233,839,268	\$237,120,739	\$164,139,480	\$70,481,258
Stadium Utility & Infrastructure	\$31,058,006	\$28,558,006	\$7,686,430	\$23,371,576
Premium Seating & Marketing	\$40,000,000	\$40,000,000	\$37,234,840	\$2,765,160
TOTAL STADIUM DEV'T USES	\$1,840,000,000	\$1,880,000,000	\$880,013,109	\$999,986,891



INFRASTRUCTURE



DESCRIPTION	AMOUNT	STATUS
Tropicana Basin Outfall Storm Sewer Structure	\$5,000,000	Completed
Electrical Transmission Line & Switch Relocation	\$5,000,000	Completed
County Fire Apparatus	\$850,000	Completed
County Life-Safety Communications Systems	\$280,000	Completed
County Traffic Control Systems	\$250,000	Completed
Adjacent Off-Site Roadway, Sidewalk & Related	\$9,000,000	In Progress
Off-Site Sanitary Sewer System Improvements	\$1,800,000	In Progress
Off-Site Domestic Water System Improvements	\$1,300,000	In Progress
FAST Conduit & Cameras	\$400,000	In Progress
Hacienda Avenue Pedestrian Use Improvements	\$1,200,000	Budgeted
Pedestrian Upgrades West & North of Stadium	\$1,000,000	Budgeted
Contingency	\$2,500,000	Budgeted